

LED DRIVER Single Output Circuit 120W

Output Range 70V to 114V Constant Current 1050mA Max 120W
Surge 6KV

Universal Voltage 120-277V Electronic Constant Current LED Driver. Output Range of 70V to 114V for Single circuit 120W maximum.

Technical Specification:

Class 1 UL, CUL Certified, ROHS Compliant
EMI FCC Parts 18, Subparts C, Class A
Rating: IP 65 Damp, Dry
Output Open/Short Protection
Min. Starting Temp: - 40° C
Max. Case Temp: 90° C down to 25% load
Typical Efficiency: 90%

Input Voltage range: $\pm 10\%$
Output Load range $\pm 5\%$
Input Frequency: 50/60HZ
THD: < 20%
Power Factor Min: 0.90
Remote Mounting Distance: 18AWG -18 ft
Surge: 6KV



Case Size: Series FS4

Due to continuing efforts to offer improved products all specifications are subject to change without prior notice 1/9/17

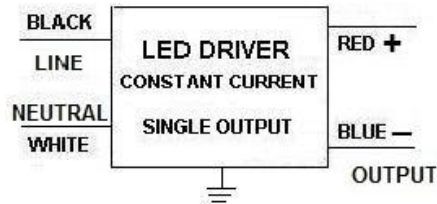
INPUT VOLTAGE	INPUT CURRENT	INPUT WATTS	OUTPUT POWER WATTS MAX	OUTPUT VOLTAGE	OUTPUT CURRENT AMPS	MODEL
120	1.45A	134	120	70V to 114V	1.05A	NU1050C120WS
277	0.64A					

LIMITED WARRANTY



5 YEAR at maximum case temperature 75 deg C. 3 YEAR at maximum case temperature 90 deg C. Manufacturer warrants to the purchaser: Product will be free from defects in material or workmanship from the date of manufacture conditioned upon proper storage, installation, use, and maintenance and conformance with any recommendations of Manufacturer

Lead Length

Colour	inch	cm
Black	5.9	15
White	5.9	15
Blue	5.9	15



Series FS4	L	W	H	MI
Case Size:	241mm	61mm	40mm	226mm
	9.5inch	2.4inch	1.57inch	8.9inch



WARNING: Always Disconnect Power Before Handling.
Case Should be Grounded. Install in Accordance with National and Local Electrical Codes.

LED DRIVER Single Output Circuit 120W

Output Range 70V to 114V Constant Current 1050mA Max 120W
Surge 6KV

NU1050C120WS Series FS4

Page...2

